




## Packing List

### 1. Electronic Module

Picture	Name	Quantity
	Adeept Robot HAT V3.2	1
	WS2812	2
	Camera	1
	Quick-release Screw	1
	SR-04 Ultrasonic Module	1
	3-CH Line Tracking Module	1
	18650 Battery Holder	1

	OLED Screen	1
	LED Light	2
	MPU6050	1

## 2. Transmission Parts

<p>Servo x 1</p> 	<p>DC Gear Motor x2</p> 
<p>Big Wheel x4</p> 	<p>Big Servo x4</p> 

Ball Bearing x1



### 3. Machinery Parts

Copper Standoff



M2.5\*6+6 x 4

M2.5\*21 x 4

M3\*11 x 1

M3\*30 x 8

M3\*35 x 4

M3\*65 x 4

Round Head Screw



M1.6\*10 x 4

M2\*10 x 10

M2.5\*4 x 8

M2.5\*8 x 1












M3\*6 x 57

M3\*8 x 23

M3\*12 x 3


M3\*22 x 1

M4\*6 x 2

		M4*40 x 4	
<b>Hex Nut</b>  M1.6 x 4  M2 x 14  M3 x 33  M4 x 2		<b>Lock Nut</b>  M3 x 4  M4 x 6	
<b>Tapping Screw</b>  M1.7*6*6 x10		<b>Countersunk Head Screw</b>  M3*7 x5  M4*14 x2	
<b>Coupling</b>  S12D4 x2		<b>Locking Screw</b>  M4*4 x 4	
<b>Plastic Tube</b>  7*4*22 x 2		<b>Bearing</b>  F624ZZ x 6	
<b>Metal Washer</b>  4*8*1 x 10		<b>Bearing</b>  MR84zz x 2	
<b>Insulating Gaskets</b>			

3\*5\*1 x 2

## 4. Aluminum Alloy Structural









## 5. Acrylic Structural










The acrylic board is covered with a layer of protective film. You need to remove it first.

Some holes in the acrylic board have residues, so you need to clean them before using it.

## 6. Connect Cable

Picture	Description	Quantity
	5Pin (Line Tracking) 18cm	1
	Extension Cable	2
	4Pin (Ultrasound) 25cm	1
	3Pin (WS281 RGB LED) 20cm	2
	4Pin (OLED) 15cm	1
	2Pin (DC Gear Motor) 20cm	2

## 7. Tools

Picture	Name	Description	Quantity
	Wrench	Cross Socket Wrench	1
	Screwdriver	M4 Phillips Screwdriver	1
	Screwdriver	M1.5 Phillips Screwdriver	1
	Hexagon Bar	M2 Phillips Hexagon Bar	1
	USB Cable	Type-C USB	1
	Strip of Ribbon	Used to assist in removing batteries	1
 Winding Pipe × 1			